


# A Step-by-Step Construction Guide: How to Build a Home



# INTRODUCTION

Building your home from the ground up can be a very exciting and stressful process. However, knowing the steps makes the process much smoother, so we at Construction Guide wanted to make sure everyone knew the major steps in home building.





# 10 STEPS

There are 10 main steps to building a home, which are:

1. Prepare the site and lay foundations
2. Build the rough framework
3. Install rough plumbing and electrics
4. Fit insulation
5. Finish interior drywalls etc., start home exterior
6. Final interior touches, install driveways and paths
7. Fit hard flooring and countertops, finish exterior
8. Install bathroom appliances
9. Fit mirrors and finish flooring, landscape exterior
10. Final confirmation with builder

These are just the basic steps to building your dream home, but they're explained in more detail below.

## 1. Prepare the site and lay foundations

The first step in any building project is to prepare the site (strip away trees and debris, level the ground) and to build a template for the new property. The house's footings are installed at this stage, and any basements or wells are dug. Once this is completed, the concrete foundations are poured and left to cure.

## 2. Build the rough framework

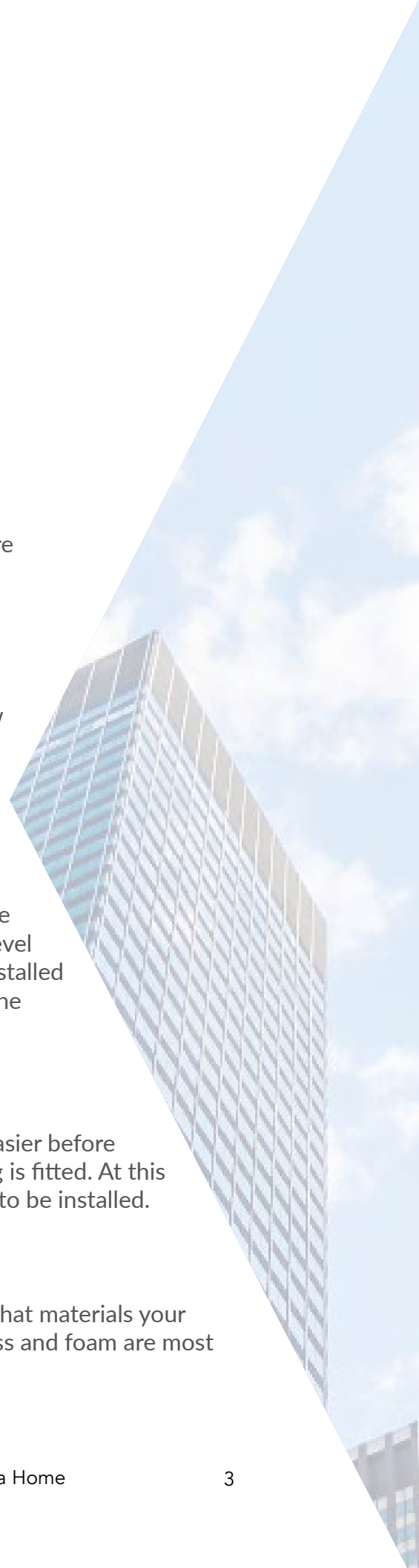
Floor systems, walls and roofs are all added onto the wooden template built in step 1. Plywood sheathing is then added to the exterior as a level of weather protection, and doors and windows are marked out and installed if possible. Finally, plastic sheeting is added to the plywood to make the structure water resistant.

## 3. Install plumbing and electrics

Wiring and plumbing systems are installed at this stage because it's easier before walls are fitted. Similarly, HVAC systems are also installed, and roofing is fitted. At this stage the house is considered dried in, making it suitable for electrics to be installed.

## 4. Fit insulation

Thermal insulation is fitted between the interior and exterior walls. What materials your builders use will depend on the climate and budget, although fiberglass and foam are most common.



# 10 STEPS

## 5. Finish interior drywalls

After insulation, the interior drywalls can be fitted onto the frame. This seals the insulation in and makes it start to look more like a home. At the same time, builders will install exterior finishes, such as bricks or stucco.

## 6. Final interior touches, exterior work

This stage focuses on interior trim, such as doorframes, bannisters, etc., and walls are painted and wallpapered where necessary. Outside the property, work starts on pathways, drives, and patios. Exterior work like this is saved until after the heavy machinery needed for interior work has left the site.

## 7. Fit hard flooring, finish exterior

Hard flooring is installed at this stage because it's more resilient than carpet. Countertops are added to cabinets built during stage 5, and preparation is done outside ready for landscaping.

## 8. Install bathroom appliances

Light fixtures, plug sockets and switches are installed, along with bathroom fixtures and HVAC systems.

## 9. Fit mirrors and finish flooring, landscape exterior

Your home is nearly finished, and the final touches are added inside, such as mirrors, shower doors and carpets. Outside, landscapers will add grass, plants and everything else needed to complete the exterior.

## 10. Final confirmation with builder

Once the project is completed, it's time for a final inspection with the contractor. This is your chance to sign off on everything, and to make sure any mistakes are corrected. Builders will also discuss maintenance, warranty and other relevant information at this stage.



# CONCLUSION

The steps to building a home are quite straightforward once you know what's happening. As the homeowner, it's worth keeping up with developments on the construction site and to pay regular visits to ensure everything is going smoothly. Similarly, it's always important to work with your contractor's expertise to build the best home possible. Here at Construction Guide, we know how exciting it is to build your new home, especially when you understand how the process works. That is why we designed this construction guide to help you, good luck!



# ABOUT COMPANY

## PREVIOUS PROJECTS AWARDED

### **Fifth Avenue Penthouse**

Architect: Angel Group  
Scope: 4,100 sq.ft 4 Bedroom  
Budget: \$ 3,000,000  
Duration: 10 months



### **Fifth Avenue Penthouse**

Architect: Carl Shenton  
Scope: 3,100 sq.ft 4 Bedroom  
Budget: \$ 2,000,000  
Duration: 10 months



### **361 Broadway - Condominium Conversion**

Architect: Shigeru Ban  
Scope: Interiors 70,000 sq.ft.  
Budget: \$20,000,000  
Duration: On Going



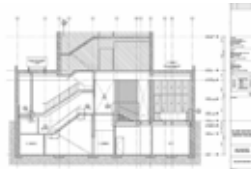
### **The Puck Building - Residential Conversion**

Architect: SBJ Group  
Scope: Core and Shell 10,000 sf.ft. Extension  
Budget: \$ 3,100,000  
Duration: 4 months



### **UWS Landmark Townhouse**

Architect: Kinlin Rutherford  
Scope: 4,500 sq.ft  
Budget: \$ 4,000,000  
Duration: 11 months



### **Riverside Drive Landmark Townhouse**

Architect: Steven Harris  
Scope: 8500 sq.ft  
Budget: \$ 8,100,000  
Duration: 16 months



### **SOHO Townhouse**

Architect: Peter Himmelstein  
Scope: 8500 sq.ft  
Budget: \$ 5,000,000  
Duration: 16 months



# PRESS

Many of our projects have received numerous press mentions for the craftsmanship of our builders, vision of our architects and for the commercial success that our construction was able to offer. Construction Guide clients trust in its expertise, guidance, and knowledge of the construction process; here are a few of our more notable projects.

COMMERCIAL OBSERVER  
"When the Lights Go Out"  
By Alexandra Appel, July 23, 2019

THE COMMERCIAL  
OBSERVER

NEW YORK TIMES: TRAVEL  
"7 New Hotels in New York City"  
By Nora Walsh, Jun. 24, 2016

AD  
ARCHITECTURAL DIGEST

ARCHITECTURAL DIGEST - REAL ESTATE  
"In New York's Famed Puck Building, a Two-Story Penthouse Is Listed for \$58.5 Million"  
By Jennifer Tzeses, Mar. 11, 2016

NEW YORK TIMES: FOOD  
"At Sessanta in SoHo and L'Amico in Chelsea, Italy Is Merely a Diversion"  
By Pete Wells, Dec. 8, 2015

T  
THE  
NEW YORK  
TIMES  
STYLE  
MAGAZINE

NEW YORKER MAGAZINE - RESTAURANTS  
"At L'Amico and Jams, Two Veteran Chefs Expand Their Brands, With Varying Degrees of Success"  
By Adam Platt, Nov. 11, 2015

NEW YORK  
MAGAZINE

NEW YORK TIMES: FOOD  
"Restaurant Review: Danny Meyer's Marta in NoMad"  
By Pete Wells, Dec. 2, 2014

The  
New York  
Times


NEW YORK TIMES - REAL ESTATE  
"A Twist on the Town House"  
By Christopher Gray, Jan 26, 2013

NEW YORK TIMES: T MAGAZINE  
"Now Booking | A Ladies' Hotel Open to All"  
By Brooke Boob, Aug. 18, 2014

LUX  
LUXURY LIFESTYLES MAGAZINE

LUXE MAGAZINE  
"An 1898 New York Residence with Modern Details"  
By Jorge S. Arango

# CONTACT

 ILYA LUGINTSEV  
Founder & COO

e. [ilya@constructionguide.com](mailto:ilya@constructionguide.com)  
o. +1 917 757 6617  
c. +1 646 522 6132

 GENERAL INQUIRES  
[info@constructionguide.com](mailto:info@constructionguide.com)

 ACCOUNT INQUIRES  
[sales@constructionguide.com](mailto:sales@constructionguide.com)



